

Moniteur's Indicator for Division 1, Group A&B Areas

The SENTINEL-II VPT has been designed to provide the most visible and reliable valve position indication in explosion-proof environments rated Class 1, Division 1, Groups A, B, C or D. With a wide variety of switches and sensors available to match your application, the Sentinel is the perfect choice.

Features Include:

- ⇒ No seal fitting required for Class 1, Division 1 areas.
- ⇒ Moniteur's patented Engineered Loc-Ring Cam and Shaft Retention System provides unsurpassed sensing accuracy over the multi-million cycle life of the physical platform.
- ⇒ Clear Ektar cover offers optimum chemical resistance and strength and is environmentally sealed to prevent fogging or entry of contaminants.
- ⇒ Careful material selection provides Moniteur's patented indicator a rated life of minimum 1,000,000 cycles.
- ⇒ Materials of construction selected to excel in high vibration, corrosive and dirty environments, either indoors or outdoors.
- ⇒ Indicator is fully adjustable to any valve or actuator.
- ⇒ Internal Switches and terminal block are labeled for easier installation.
- ⇒ The industry's only "true" visual valve position indicator available for multi-port valves, adjustable to match the actual physical flow pattern of the valve.
- ⇒ "Flat cover" version is available without an indicator for areas with tight space requirements.

Material Specifications

- ⇒ Enclosure - Cast Aluminum A356 with 2-part Polyurethane Paint
- ⇒ Shaft - 303 Stainless Steel
- ⇒ Shaft Locking Ring - Stainless Steel
- ⇒ Indicator cover - Ektar Copolyester
- ⇒ Bearing - Bronze or Optional 303 Stainless Steel
- ⇒ Fasteners - 316 and 18-8 Stainless Steel
- ⇒ O-rings - BUNA-N or Optional Viton
- ⇒ Cams and Splines - Acetal



explosion-proof
nema 4, 4x, 7, 9

Hazardous Areas


Class I, Division 1 & 2, Groups A, B, C & D;
Class II, Division 1 & 2, Groups E, F & G

Certified Configurations

- ⇒ (1) 3/4" NPT plus (1) 1/2" NPT Conduit Entries with an Option for an Additional (1) 1/2" NPT Conduit Entry
- ⇒ 1 or 2 Mechanical SPDT Switches.
- ⇒ 1 or 2 Tungsten or Rhodium TTL Hermetically Sealed Proximity Switches
- ⇒ 1 or 2 Inductive Proximity or Intrinsically Safe Sensors
- ⇒ Standard NAMUR, Low Profile NAMUR or Standard Shaft (1/4" flats)
- ⇒ 4-20mA Transmitter or 0-1k or 10k ohm High Linearity Potentiometer for 0-100% Analog Output

Popular Switch and Sensor Specifications

Mechanical SPDT Switches




Electrical Ratings
 15 A / 125-250 VAC
 2.5 A / 24 VDC
 0.5 A / 125 VDC
 0.25 A / 250 VDC
Operating Temperature
 -40 to +175 °F

TTL Hermetically Sealed Proximity Switches



Electrical Ratings
 Rhodium (DC Signals):
 1 A / 24VDC - 0.25 A / 120VAC
 Tungsten (AC Signals):
 3 A / 120 VAC - 2 A / 24VDC
Operating Temperature
 -40 to +175 °F

Mechanical DPDT Switches




Electrical Ratings
 10 A / 125-250 VAC
 7 A / 24 VDC
 0.25 A / 125 VDC
Operating Temperature
 -40 to +175 °F

Pepperl & Fuchs NJ2-V3-N NAMUR Inductive Sensors (Intrinsically Safe)



Electrical Ratings
 NAMUR 5-25 VDC
 Target Present 3-15 mA
 Target Absent <1mA
Operating Temperature
 -25 to +140 °C

Open/Closed and 3-Way Path Indicators



Intelligent Part Number System

C	M	Y	B	-	E	1	2	0
Series	Cover	Indicator	Bearing		Shaft	Switch	Quantity	Conduit

Description	Code	Description	Code	Description	Code
Series: Sentinel-II	C	Bearing		Conduit Connection	
Moniteur		Bronze	B	1 - 3/4" F NPT +	
With Indicator	M	303 Stainless	S	1 - 1/2" F NPT	4
Flat Cover	F	Shaft		1 - 3/4" F NPT +	
<u>Indicator Type (open/closed)</u>		Standard 303 SS	1	2 - 1/2" F NPT	7
No Indicator (Flat Cover)	N	Standard 316 SS	3	<u>Options</u>	
Black / Yellow (Standard)	Y	Low Profile NAMUR 303 SS	5	Transmitter 4 - 20mA	- 420
Green / Red	A	Low Profile NAMUR 316 SS	7	Potentiometer 0 - 1k	- 1K
Red / Green	C	NAMUR 303 SS	E	All Viton Seals	-V
0-100% Digital	P	NAMUR 316 SS	G	High Temperature	-HT
3-Way Path O (90 deg.)	O	<u>Switch/Sensor Type</u>		Contact Moniteur for additional option codes and custom requirements	
3-Way Path T (90 deg.)	T	Mechanical SPDT 15A-250VAC	1		
3-Way Path F (90 deg.)	F	Mechanical SPDT 0.5A-125 VDC	C		
4-Way Path S (90 deg.)	S	PRISM SPDT Gold Plated 1A-24VDC	3		
180 degree T-port	1	ITW Mechanical DPDT 10A-250VAC	4		
180 degree L-Port - OcOc	5	Tungsten TTL Prox 3A-125 VAC	2		
180 degree L-Port - OOcc	6	Rhodium TTL Prox 1A-24VDC	T		
ANSI Green / White	G	P&F NJ2-V3-N, NAMUR	8		
ANSI Blue / White	B	<u>Sensor Quantity</u>	1-2		
ANSI Red / White	R				